

**Participatory Systems Approach to Harm Reduction Program Monitoring and Evaluation In Colorado**

Leslie Frank, MPH  
Colorado Department of Health and Environment  
[Leslie.Frank@state.co.us](mailto:Leslie.Frank@state.co.us)  
303-692-2633

Carol Helwig, MPH  
Boulder County Public Health  
[chelwig@bouldercounty.org](mailto:chelwig@bouldercounty.org)  
303-413-7522



**COLORADO**  
Department of Public Health & Environment



**BOULDER COUNTY PUBLIC HEALTH**  
Prevention is the key to a healthier life.

---

---

---

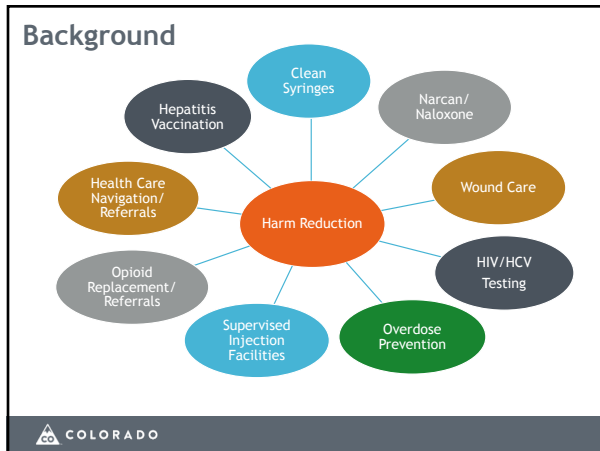
---

---

---

---

---




---

---

---

---

---

---


---

---

### Background

People Served by Syringe Services Programs in Colorado

	2015	2016	% change
Programs	6	8	33%↑
People served	7250	8733	20%↑
Syringes distributed	1,064,500	1,770,000	66%↑
Syringes per person	147	203	38%↑
Average syringe cost per person/year	\$13.14	\$18.14	38%↑



**COLORADO**

---

---

---

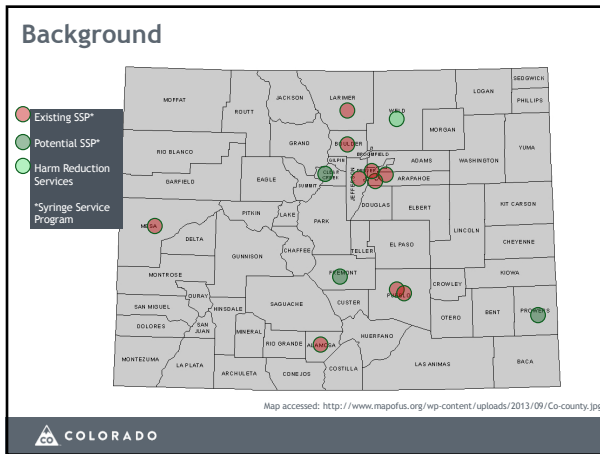
---

---

---

---

---




---

---

---

---

---

---

---

---




---

---

---

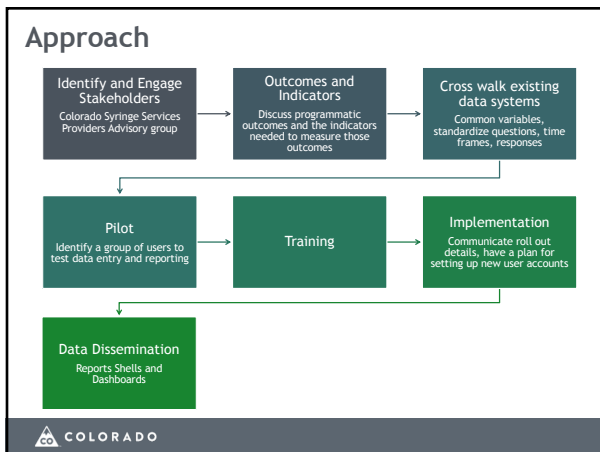
---

---

---

---

---




---

---

---

---

---

---

---

---

## Approach

How do providers want to describe this population

- Risks
- Demographics
- Experiences with Overdose
- Services and Materials Utilized / Delivered
- Narcan and Overdose Education Provided

What Outcomes Have Providers Identified

- Care cascades for program participants
  - HIV testing and treatment
  - HCV testing and treatment
  - Substance Use Treatment
  - Hepatitis A and Hepatitis B Vaccination
- Overdoses reversed with Naloxone/Narcan
- Sharing syringes as a function of length of time in program




---

---

---

---

---

---

---

---

## Approach

Benefits of a participatory systems approach:

- Engagement from end users
- Higher acceptance and utilization of system
  - \*42 Users and Over 1,000 records entered since the system went live in February
- Understanding population = Understanding of the data




---

---

---

---

---

---

---

---

## Outcome - REDCap Data Collection Tool

### Record Home Page

The grid below displays the form-by-form progress of data entered for the currently selected record. You may click on the colored status icons to access that form event.

Choose action for record

Client ID **la1981f**  
Training

Data Collection Instrument	Status
Contact Log	
Client Risk And Demographic Questionnaire	
Injection Practices	
Naloxone Training	
Naloxone Distribution Log	
Naloxone Use Report	
HIV Testing	
HCV Testing	
Referrals to Treatment and Other Services	
Hepatitis A and B Vaccination	

Legend for status icons:

- Incomplete
- Incomplete (no data saved)
- Unverified
- Partial Survey Response
- Complete
- Completed Survey Response
- Many statuses (mixed)
- Many statuses (all same)




---

---

---

---

---

---


---

---

### Outcome - At a Glance Dashboard

Repeating Instruments

<b>Contact Log</b> 1 01-10-2018, 100 + Add new	<b>Client Risk And Demographic Questionnaire</b> 1 01-10-2018, JD1975F + Add new
<b>Injection Practices</b> 1 01-10-2018 + Add new	<b>Naloxone Training</b> 1 01-10-2018 + Add new
<b>Naloxone Distribution Log</b> 1 01-10-2018, Newly trained + Add new	<b>HIV Testing</b> 1 01-10-2018, Negative + Add new
<b>HCV Testing</b> 1 01-05-2018, Non-Reactive + Add new	<b>Hepatitis A and B Vaccination</b> 1 01-10-2018, Client Completed A and B Vaccination + Add new

 COLORADO

---

---

---

---

---

---

---

---

---

---


### Next Steps

Mobile data collection - Pilot projects expected this summer

Data dissemination

Dashboards: Colorado HIV and AIDS Data System (CHADS)

<https://www.healthinformatics.dphe.state.co.us/>

 COLORADO

---

---

---

---

---

---

---

---

---

---

### The Colorado Syringe Service Providers Advisory Committee



 COLORADO

---

---

---

---

---

---

---

---

---

---